



### FEATURES

- Easily adjustable rotary switches
- Mates with LMI and other common metering pumps
- Flexible relay contact output

### APPLICATIONS

- Pace electronic metering pumps
- Boiler/cooling tower feed and bleed
- Lower frequency output of high frequency meters



Wall (Pump) Mount Shown

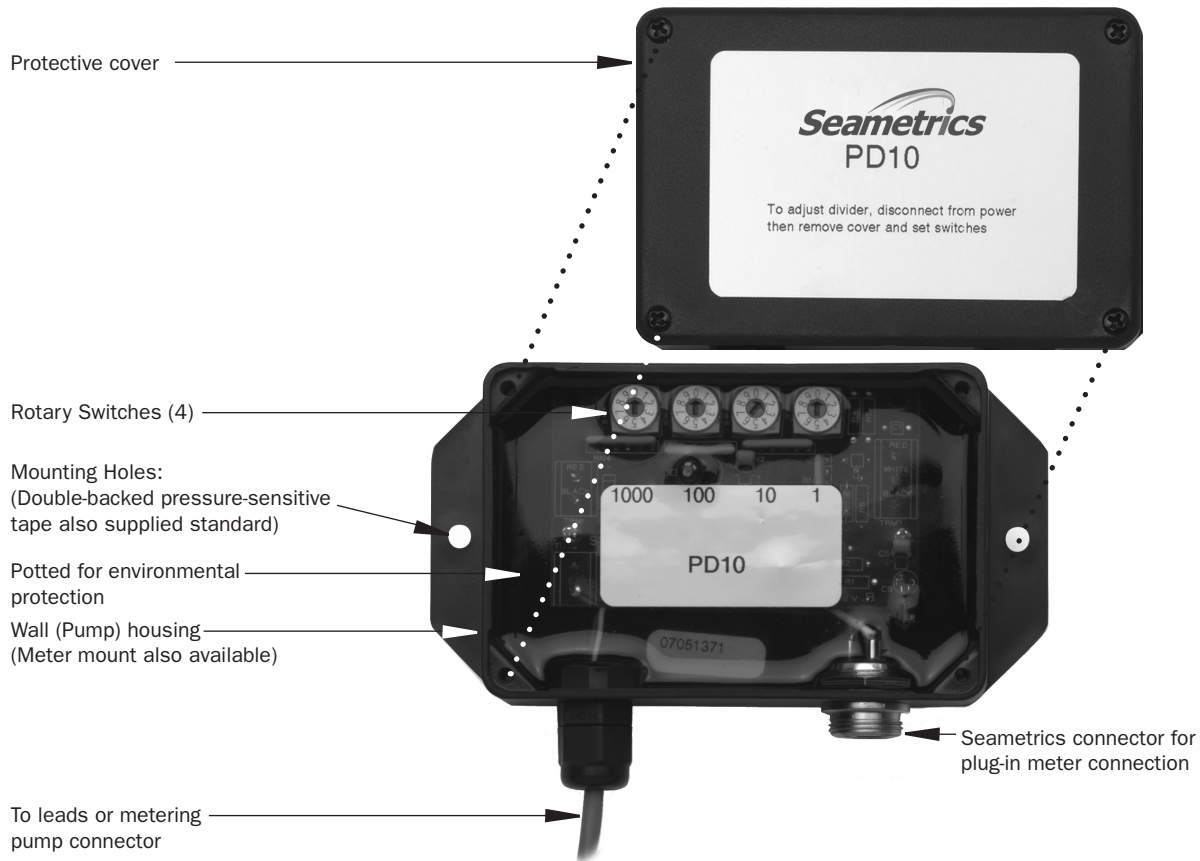
### GENERAL INFORMATION

Designed for use as a meter accessory, the PD10 divider is used primarily for pacing electronic metering pumps. Any number from one to 9999 can be set on rotary switches. Each time the divider has received the set number of pulses from the meter, it puts out one pulse to stroke the pump. The PD10 is also useful in boiler and cooling tower feed and bleed operations, and for lowering frequency output of high frequency meters. Compatible with all Seametrics flow meters, the PD10 creates a programmable pulse meter with an easily adjustable pulse rate.

The PD10 comes in two different housings: an enclosure that can be mounted near the pump, and a watertight housing for mounting on the meter.

Power for the PD10 can be supplied by the metering pump if the pump has a sensor power supply. This is the case with LMI externally-paced metering pumps. Some pumps require an external power supply, available from Seametrics. LMI and Seametrics connectors are available.

## FEATURES

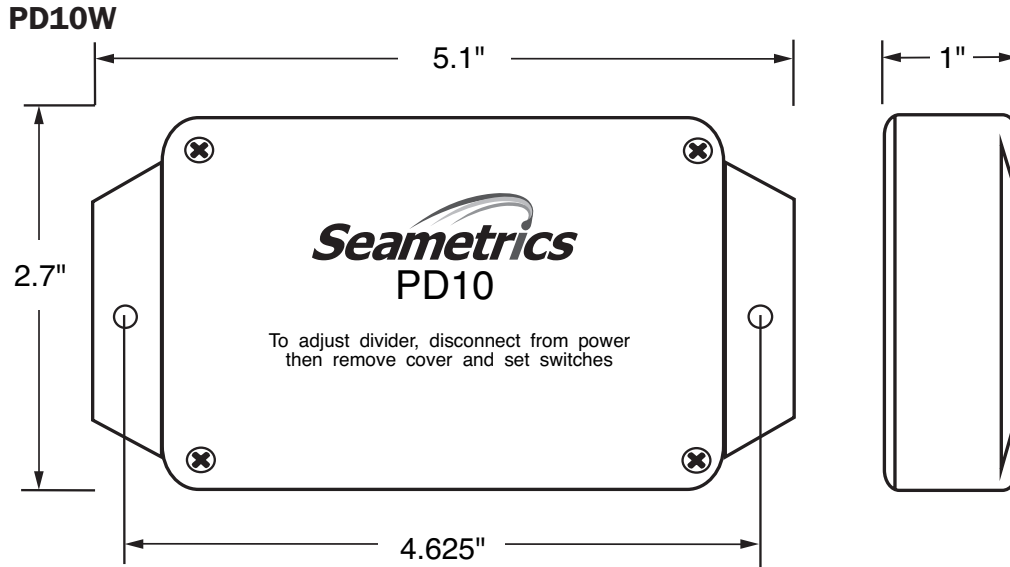


## SPECIFICATIONS\*

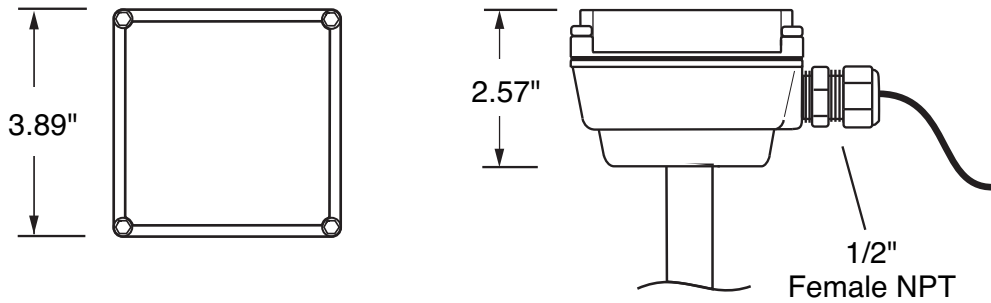
<b>Enclosure</b>	<b>Wall (Pump) Mount</b>	Epoxy-encapsulated ABS housing with cover
	<b>Meter Mount</b>	Cast aluminum sealed housing
<b>Temperature</b>		0° to 130° F (-18° to 55° C)
<b>Divider Range</b>		1 to 9999
<b>Setting Mechanism</b>		Rotary switches
<b>Power</b>		7 - 30 Vdc @ 4 mA
<b>Maximum Sensor Load</b>		20 mA
<b>Maximum Input Frequency</b>		350 Hz (pulses/second)
<b>Maximum Output Frequency</b>		8 Hz (pulses/second)
<b>Output</b>		Solid state relay; 0-250 V, 170 mA max AC/DC
<b>Output Pulse Width</b>		0.1 second
<b>Input Connection</b>	<b>Wall Mount</b>	Seametrics connector
	<b>Meter Mount</b>	Terminal
<b>Output Connection</b>	<b>Wall Mount</b>	Pump connector on 24 inch lead
	<b>Meter Mount</b>	Comes with 18 foot lead

\*Specifications subject to change • Please consult our website for current data ([www.seametrics.com](http://www.seametrics.com)).

## DIMENSIONS



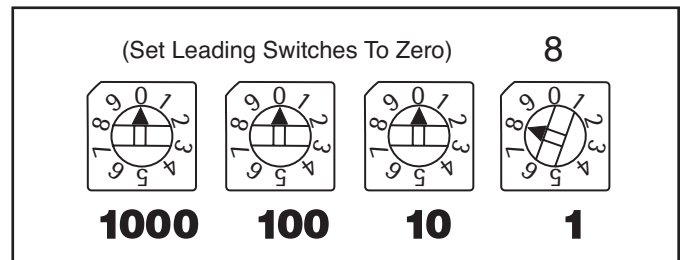
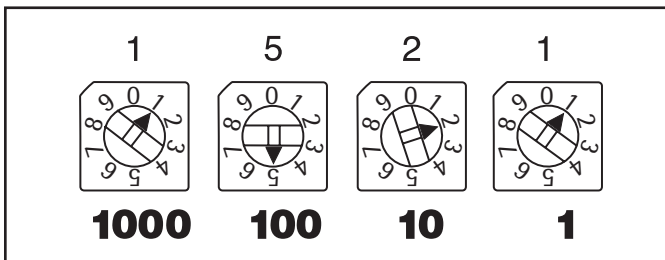
## PD10M



## ROTARY SWITCHES

The PD10 allows very easy changing of pulse rates using rotary switches. The four numbered rotary switches marked "1000", "100", "10", and "1" control the ratio of meter pulses to pump strokes, simply by rotating the dials to the

appropriate setting. In the examples below, the pumps would stroke once when the meter pulses 1521 times, or 8 times, respectively.



## HOW TO ORDER

MODEL	MOUNTING	OPTIONS
PD10	Meter Mount = <b>M</b> Wall Mount = <b>W</b>	LMI pump connector, 4 pin = <b>-06</b>  LMI pump connector, 5 pin = <b>-106</b>

---

**ACCESSORIES**

Plug-in power converter, 100-115 Vac, 24 Vdc (powered applications only) = **PC3**

Cable, 2 connector, LMI pump, 12 feet (PD10M only) = **12010**

## CONTACT YOUR SUPPLIER