

Flow Monitor

DKME



Operation

The flow monitors type DKME operate with the float measuring principle

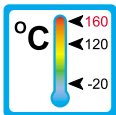


Application

The flow monitor type DKME are used for monitoring the flow of oils and other viscous media.



They are designed in such a way, that also with changes of viscosity, a reliable limit value monitoring is possible.



Here the kinematic viscosity may vary between 30 cSt and 600 cSt.

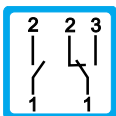


The instruments are predominantly used in lubricant systems.

Areas of application are:



– Central lubrication



– Circulation lubrication



– Transformers



Features

The DKME series proves itself through reliable function and easy handling. Further characteristics of this sturdy type are:

- universal mounting
- high reliability
- viscosity compensated
- high switch accuracy
- wide switch range
- infinitely variable switchpoint adjustment through user
- EX-version to ATEX available
- high pressure resistance

Installation hints

The installation of the flow monitor can be done in any way in the system. The flow direction must be observed.

The flow monitor must not be used as a supporting part in a pipeconstruction!

The medium must not contain any solid particles! We recommend the installation of strainers type SFD or SFM.

External magnetic fields influence the switch contact. Keep adequate distance to those magnetic fields (e.g. electromotors)!

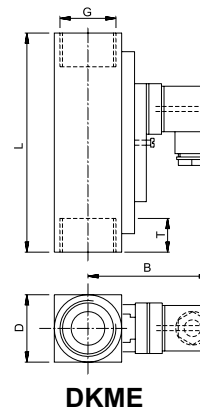
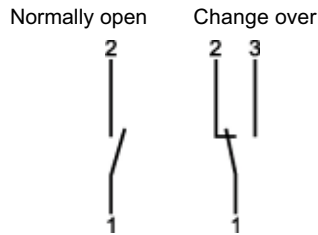
The operating instruction for DKME must be observed under any circumstances!

DKME 1 0001 05-04 E M



Measuring Ranges, Technical Data

Connection diagram



Summary of types DKME

Type	Switch range* [l/min]	Overall dimensions [mm]							Weight approx. [g]
		SW	D	B	G	DN	T	L	
DKME - 1/20	1 - 20	34	40	76	1/2"	15	21	152	1425
DKME - 1/40	4 - 40	34			3/4"	20	21	152	1340
DKME - 1/50	5 - 50	40	40	76	1"	25	17	130	1160
DKME - 1/60	8 - 60	34			3/4"	20	21	152	1340
DKME - 1/70	12 - 70	40	40	76	1"	25	17	130	1160
DKME - 1/80	15 - 80	40			1"	25	17	130	1160

* for mineral oil with kinematic viscosity between 30 and 600 cSt, other switch ranges on request

Operating data	DKME	
Operating pressure:	PN 250 bar (Brass)	PN 300 bar (Stainless steel)
Pressure drop:	0,02 - 0,4 bar	
Maximum temperature:	120°C (optional 160°C)	
Accuracy:	10% of full scale	
Electrical data:	Normally open	Change over
IP 65 (plug connection DIN 43650 Form A)	max. 250V • 3A • 100VA	max. 250V • 1,5A • 50VA
IP 67 (1m sealed in cable)		
Atex II 2G EEx m II T6 (2m sealed in cable)	max. 250V • 2A • 60VA	max. 250V • 1A • 30VA
EEx m II T6 (2m sealed in cable)	max. 250V • 2A • 60VA	max. 250V • 1A • 30VA
EEx ia IIC T6 (2m sealed in cable)	max. 45V • 1A	max. 45V • 1A
Output signal:	The contact opens / changes, when the flow falls below the set point.	
Power supply:	Not required (potentialfree reed contact)	
Other plug types or cable lengths on request		
Material:	Brass	Stainless steel
Wetted parts:	Brass	1.4571
Spring: (wetted part)	1.4571	
Magnets: (wetted part)	Hardferrit	
Housing: (wetted part)	Brass nickel-plated	1.4571

DKME 2 0001 05-04 E.M

